

Atlas Copco Portable air compressors

XA(S)136, -186, XAHS106, -146, -186, XATS116, -156, XAVS136 Dd
101 -185 l/s (6.1 -11.1 m³/min, 215 - 392 cu.ft/min) 7 - 14 bar (102 - 204 psig)



Atlas Copco

Series 6

Our commitment to your compressed air needs

The Series 6 of oil injected, rotary screw compressors from Atlas Copco has built up an enviable reputation for **reliability** and **efficiency** since its introduction to the market a few years ago. Our constant search for **innovation** and our commitment to your business has resulted in another extension to this range of single axle machines.

XA(S)146 to -186 Dd have been specially designed for **heavy duty environments** such as the renovation industry (sandblasting) and quarries. They can assist in installing fibre optic cables, or be combined with combinations of pneumatic tools such as rock drills, rammers, to name a few. **High altitudes and extremely high and low ambient temperatures are not a problem.** Four pressure variants make these units fit for almost any application. And one type can also be foreseen with an optional generator that provides simultaneous power for fusion welding, light poles, heating of cabins and electric hand tools.



Designed to your individual needs

Atlas Copco listened to the sales force, and more importantly ... to you. We understood your requirements and reacted accordingly by designing exactly the air compressor you want: ensuring a **long lifetime, low operating cost and high resale value.**

We matched a **highly efficient** new screw element with rugged, turbocharged, watercooled and oil-cooled 4-cylinder Deutz diesel engines and built them into a sturdy canopy, which **can withstand rough treatment** on all terrains. The modular concept of these Series 6 compressors allows you to add the options you need: for example, freezing of pneumatic tools is a problem of the past if you choose a built in aftercooler with reheater.

We are committed to the environment

All compressors meet current European and US legal requirements for the working environment and regulations for safety, exhaust emissions, and noise. The new 2011, 2012 and 1013 Deutz engines fully comply with COM II and EPA II exhaust emission regulations.

Atlas Copco has fully implemented its Environmental Management System into the design and manufacture of these machines, fulfilling the requirements of the ISO 14001 standard.

ISO 9001: our quality assurance standard

Atlas Copco Series 6 compressors are manufactured and tested to perform in the most demanding conditions. We follow the stringent standards of the ISO 9001 regulations to assure that every unit **meets your quality expectations.**

Series 6

Innovative design ensures your peace of mind



Routine **maintenance takes less** time with all replacement parts within easy reach of your mechanic. The undercarriage can easily be removed to mount the unit permanently on a truck.



Ease of operation: controls and instruments are where they should be – close to the outlet valves on a single panel for monitoring at a glance. A plastic cover provides safety and protection.




The compressor only delivers the amount of air you need and at a stable working pressure. Economical power consumption is assured by the fully automatic, stepless speed regulator that adapts engine speed to air demand. Hence, the high capacity fuel tank carries you through a full working shift. A highly efficient fuel filtration system is one of the assets of the Deutz engines.



The engine and compressor are heavily protected against dust and dirt particles in the intake air by a highly efficient filtration system consisting of two-stage air intake filters. A service indicator warns you when maintenance is due.

A water level sensor is mounted as standard to protect the engine against too low a cooling water level. (Not applicable to oilcooled 2011 engines.)



The sturdy canopy doors can easily be opened with the assistance of gas springs.



Series 6 compressors are **highly sound dampened** to allow you to operate at night, in residential areas, near schools and hospitals.



For cost effective maintenance Atlas Copco has sets of genuine parts available. Your first Service Pak is delivered with the unit.



As standard: 1x1½" valve an 3x¾" valves

Pneumatic equipment such as hoses and breakers can easily be locked away inside the canopy if no generator is installed.



Series 6

A wide choice of options

Vessel type	EC Asme
Towing bar	Adjustable with brakes (A1) Fixed with brakes (A2) (not on XAHS 186) Fixed without brakes (not on XAHS 186)
Without towing bar	Support (without undercarriage)
Towing eyes	Atlas Copco DIN Ball Italian NATO
Towbar support	Leg Jockey wheel
Wheel chocks	
Road signalisation (B)	
Air quality equipment	Aftercooler + water separator Aftercooler + water separator + fine filter Aftercooler + water separator + fine filter + reheater (C) Aftercooler + water separator + reheater Lubricator on 7 bar units
Generator (D)	12 kVA – 230/400 V – 50 Hz (Only on XA/S 136)
Additional pressure gauge (standard on XAHS 186)	
Inlet filter safety cartridge (standard on XAHS 186)	
Refinery equipment	Spark arrestor Inlet shut down valve
Cold start	-20°C (-4°F)
Customer colour	Single Double Triple



A1



A2



B



C



D

A. Series 6 units meet your local safety regulations and are available with overrun and parking brakes.

B. Reflectors and lights for safety on the road.

C. Quality air through the aftercooler, reheater and fine filters.

D. Simultaneous electric and pneumatic power.

Principal data

Compressor

Type		XAS 126 altitude	XA(S) 136	XA(S) 136 DdG	XA(S) 186	XATS 116	XATS 156	XAHS 106	XAHS 146	XAHS 186	XAVS 136
Normal effective working pressure	bar(e)	7	7	7	7	10.3	10.3	12	12	12	14
	psig	102	102	102	102	150	150	175	175	175	204
Actual free air delivery guaranteed according to ISO 1217 ed. 3 1996 annex D	l/s	128	135	103	185	113	166	101	141	175	133
	m ³ /min	7.7	8.1	6.2	11.1	6.8	10	6.1	8.5	10.5	8
	cu.ft/min	275	290	220	392	240	352	215	299	371	282
Sound power acc. 2000/14/EC	dB(A)	101	101	101	101	101	100	101	100	101	100
Sound pressure level acc. ISO 2151 at 7 m	dB(A)	73	73	73	73	73	72	73	72	73	72
Oil capacity	l	14.5	14.5	14.5	24	14.5	24	14.5	24	24	24
	US gal	3.8	3.8	3.8	6.3	3.8	6.3	3.8	6.3	6.3	6.3
Max. ambient temperature	°C	50	50	50	50	50	50	50	50	45	50
	°F	122	122	122	122	122	122	122	122	113	122

Generator

230/400V-50Hz

Electric power*	1 phase	kW/kVA	-	-	9.6/12	-	-	-	-	-	-
	3 phase	kW/kVA	-	-	9.6/12	-	-	-	-	-	-
Sockets	Schuko 1 phase	A	-	-	1x16	-	-	-	-	-	-
	CEE 3 phase	A	-	-	2x16	-	-	-	-	-	-

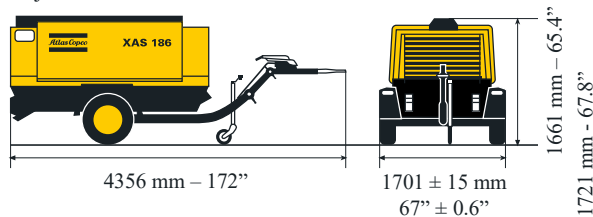
* complying with ISO 8528/8 – DIN 6280/10

Engine

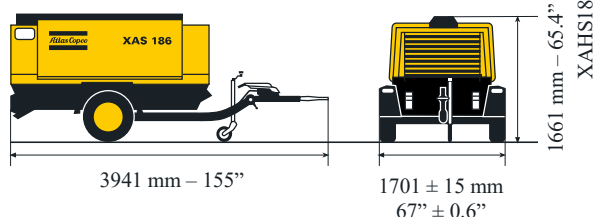
Deutz		BF4M 2011	BF4M 2011	BF4M 2011	BF4M 2012C	BF4M 2011	BF4M 2012C	BF4M 2011	BF4M 2012C	BF4M 1013EC	BF4M 2012C
Number of cylinders		4	4	4	4	4	4	4	4	4	4
Full load speed	r/min	2300	2300	2300	2400	2300	2400	2300	2400	2300	2400
Output at rated speed	kW	56.5	56.5	56.5	90	56.5	90	56.5	90	107	90
Capacity of fuel tank	l	175	175	175	175	175	175	175	175	175	175
	US gal	46.23	46.23	46.23	46.23	46.23	46.23	46.23	46.23	46.23	46.23

Unit dimensions

Adjustable towbar



Fixed towbar



Weight (ready to operate/full fuel tank**)

		Without brakes		With brakes	
		Fixed towbar	Fixed towbar	Adjustable towbar	Adjustable towbar
XAS126 altitude, XA(S)136, XATS116, XAHS106	kg	1515	1545	1585	1585
	lbs	3340	3406	3494	3494
XA(S)136 DdG	kg	1585	1615	1655	1655
	lbs	3494	3560	3649	3649
XA(S)186, XATS156, XAHS146, XAVS136	kg	1705	1800	1825	1825
	lbs	3759	3969	4024	4024
XAHS186	kg	N.A.	N.A.	1883	1883
	lbs	N.A.	N.A.	4152	4152

Outlets: 1 x 1½" and 3 x ¾"

** with generator + 70 kg/154 lbs

