



YANMAR

ULTRA-MINI EXCAVATOR

SV08-1A

[Gross] 7.7kW (10.3hp)



* The machine in the picture is equipped with optional parts.

The YANMAR ultra-mini excavator boasts of exceptional work performance.

Weighing less than 1 ton, the excavators in this ultra-mini excavator can be smoothly operated and maneuvered in confined spaces.


The excavator can easily enter through gates and through back alleys between residential buildings because of its compact design.

Its true performance can be seen in various operations such as foundation work for residential buildings, structural alteration of buildings, laying water and sewer pipes, and landscaping.



Details of SV08-1A

Features



* Pictures shown are for illustration purpose only. * The images shown here are for promotional purposes.
* The image may differ from the actual model on sale. * The machine in the picture is equipped with optional parts.
* Ground the bucket when leaving the operator's seat. *Work in accordance with the relevant laws when operating the excavator.

Thanks to its compact size, the excavator can go deep inside structures.

Provides work comfort even in confined spaces.

Has a small and slim body capable of entering even the narrowest of spaces.

It has a short tail swing, which makes it easier to operate even in confined spaces.

SV08 is an excellent machine, which works smoothly and efficiently in various work environments such as in residential foundation construction/building alteration, and laying water and sewer pipes.

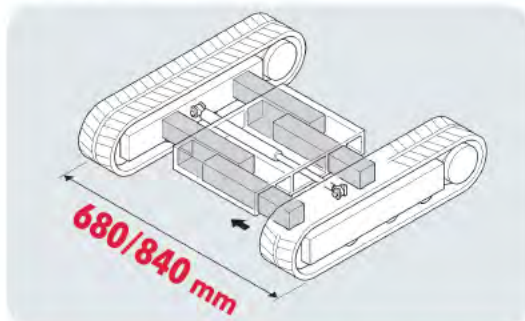


YANMAR's original sliding variable undercarriage

● Sliding variable undercarriage

YANMAR'S Mini Excavator allows ease of access to narrow places and ensures stable workability. The Mini Excavator is strongly built and does not wobble (or shake) when the undercarriages are extended to the maximum.

Moreover, when the distance between the undercarriages is extended, the Mini Excavator forcibly discharges the mud in the sliding pipes, thus performing highly efficient work in any place regardless of the size of the area.



680 mm
Maximum cutback
(blade stowed)



840 mm
Maximum extension
(blade extended)

● Simple folding variable Blade

The hinged blade extensions are permanently fixed on the blade. No tools are necessary to quickly change the position, and there are no risks of losing the lock pin.



Comfortable, user-friendly, and eco-friendly design.

● Ultra-small 725 mm (2ft-5in) rear turning radius

The supremely compact body keeps rear overhang to just 305 mm (1ft) during turning at maximum width, bringing even better turning performance in narrow passages.



Broad when working
840 mm (2ft-9in)
Widest (blades extended)



Simple folding extendable blades
Rear overhang **305 mm (1ft)**
(Maximum width)
725 mm (2ft-5in)

● Eco-friendly and ultra-low noise engine

Comes equipped with a user-friendly and eco-friendly, clean & silent engine, which uses leading technology to obtain clean exhaust and powerful output. The excavator is silent, comfortable, and can be used safely even in crowded residential areas.



Engine model
2TE67L-BV3
Engine output
7.7kW

* Picture of engine shown for illustration purpose only.

● ROPS^{*1}

Equipped with an ROPS bar at the back of the vehicle frame. The bar protects the operator from danger if the excavator rolls over. The retractable seat-belt keeps the operator in place when using the excavator.



● Easy-to-maintain and user-friendly features and equipment



The bucket cylinder hose is contained inside the arm



Protective covers provided for the boom cylinder and rear boom hose



Protective covers provided for blade cylinders



Externally flanged track rollers for a smooth ride



Flip-up type retractable pedal (P.T.O. pedal)(Swing pedal)



Fully openable hood for easy maintenance and detachable side cover

* Pictures shown are for illustration purpose only. * The images shown here are for promotional purposes.

* The image may differ from the actual model on sale. * The machine in the picture is equipped with optional parts.

* Be sure to wear the seat-belt when operating the excavator. * Ground the bucket when leaving the operator's seat.

* Work in accordance with the relevant laws when operating the excavator.

*1 ROPS: Roll-Over Protective Structure(A structure to protect the operator wearing a seat belt, in case the machine rolls over)

Corresponds to many other functions.

*These functions differ depending on the region, Please contact your YANMAR dealer for further information.

● P.T.O. specification (VBE*pipe)



* [P.T.O. specification] VBE : Attachment pipe on the boom end

● P.T.O. specification (VFE *pipe)



* [P.T.O. specification] VFE : Attachment pipe on the flame end

● Pattern change mechanism (2way)



The Unsung Heroes Who Build Our Towns And Cities

You build the infrastructure and the foundations in our towns and cities.
Transforming the places where we stand today, into dreams of tomorrow.
You are the unsung hero.

The YANMAR mission is to provide machines and services that allow you to reach your full potential.

Built tough and with comfort in mind,
YANMAR construction equipment will help you get the job done with ease, regardless of the worksite.
When we make machines, we are dedicated to enabling you to perform at your best all of the time.

One example of this is our innovative True Zero Tail Swing Excavators that set the standard for safety and reliability, enabling operators to perform at their best in tight quarters.

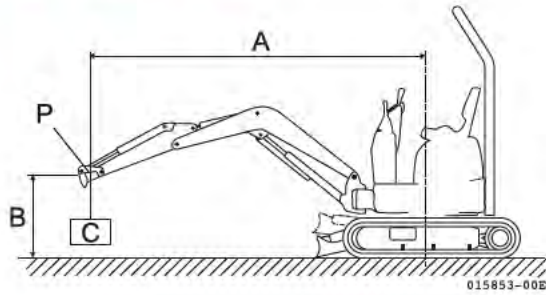
YANMAR also manufactured the first compact diesel engines
and today we continue to make diesel engines ranging from 4 to 4,800 kW.



Equipped with advanced engines and hydraulic systems, our construction equipment delivers better fuel economy, increased productivity and enhanced operation.

YANMAR is the driving force behind the unsung hero.

BEST PERFORMANCE BY YOUR SIDE









Lifting Capacity



- With:
 Canopy Type
 Rubber Crawler
 Without: Bucket
 Track gauge : Maximum
 A : Reach from swing center line [m<(in.)>]
 B : Load point height [m<(in.)>]
 C : Lifting load [kg<(lbs.)>]
 P : Load point
 : Rating over front
 : Rating over side or 180 degrees









Blade on ground

Unit : kg <(lbs.)>

A [m.<(in.)>]	Max.		2.0<(78.7)>		1.5<(59.1)>		Min.	
B [m.<(in.)>]								
2.0<(78.7)>	220 <(*485)>	-	-	-	-	-	-	-
1.5<(59.1)>	220 <(*485)>	-	220 <(*485)>	-	270 <(*595)>	-	-	-
1.0<(39.4)>	230 <(*507)>	-	260 <(*573)>	-	350 <(*772)>	-	490 <(*1080)>	-
0.5<(19.7)>	240 <(*529)>	-	300 <(*662)>	-	470 <(*1036)>	-	590 <(*1301)>	-
0<(0)>	240 <(*529)>	-	320 <(*706)>	-	480 <(*1058)>	-	630 <(*1389)>	-
-0.5<(-19.7)>	260 <(*573)>	-	280 <(617)>	-	430 <(*948)>	-	-	-
-1.0<(-39.4)>	230 <(*507)>	-	-	-	-	-	-	-

Blade above ground

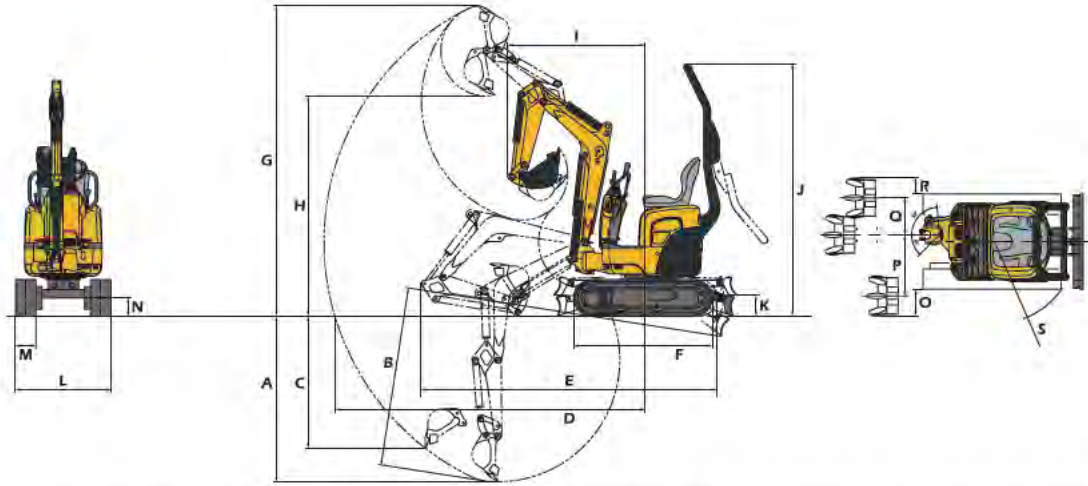
Unit : kg <(lbs.)>

A [m.<(in.)>]	Max.		2.0<(78.7)>		1.5<(59.1)>		Min.	
B [m.<(in.)>]								
2.0<(78.7)>	190 <(419)>	160 <(353)>	-	-	-	-	-	-
1.5<(59.1)>	150 <(331)>	120 <(265)>	170 <(375)>	150 <(331)>	240 <(*529)>	200 <(441)>	-	-
1.0<(39.4)>	130 <(287)>	110 <(243)>	170 <(375)>	140 <(309)>	280 <(617)>	230 <(507)>	380 <(838)>	300 <(662)>
0.5<(19.7)>	130 <(287)>	100 <(221)>	170 <(375)>	130 <(287)>	260 <(573)>	210 <(463)>	320 <(706)>	260 <(573)>
0<(0)>	140 <(309)>	110 <(243)>	170 <(375)>	130 <(287)>	260 <(573)>	210 <(463)>	340 <(750)>	270 <(595)>
-0.5<(-19.7)>	170 <(375)>	130 <(287)>	160 <(353)>	130 <(287)>	270 <(595)>	210 <(463)>	-	-
-1.0<(-39.4)>	230 <(*507)>	210 <(*463)>	-	-	-	-	-	-

Note :

The lifting load with the asterisk (*) mark is limited by hydraulic lifting capacity rather than tipping. The lifting capacity shown in the above list is based on the ISO Standard No. 10567 and represents either 87 % of hydraulic lifting capacity or 75 % of tipping load, which is smaller.

● Dimensions



(unit: mm (ft-in))

	A	B	C	D	E	F	G	H	I	J	K	L	M	N	O	P	Q	R	S
SV08-1A	1500 (4'11")	1620 (5'4")	1260 (4'2")	2730 (8'11")	2600 (8'6")	1220 (4')	2750 (9')	1950 (6'5")	1180 (3'10")	2200 (7'3")	180 (7")	680-840 (2'3"-2'9")	180 (7")	130 (5")	230-310 (9"-1')	540 (1'9")	330 (1'1")	140-220 (6"-9")	725 (2'5")

Specifications

Model		SV08-1A	
Type		Variable track gauge type	
Operating Weight	Operating mass	kg (lbs)	1035 (2282)
	Machine mass (without implement)	kg (lbs)	675 (1488)
Engine	Type	-	Vertical two cylinder water-cooled diesel engine
	Model	-	2TE67L-BV3
	Rated output	kW/rpm (hp)	7.7 (10.3) / 2400
Performance	Bucket capacity, standard (ISO heaped)	cu.m (cu.ft)	0.022 (0.777)
	Max Digging Force	kN (lbf)	10.5 (2360)
	Traveling Speed	km/h (MPH)	1.8 (1.2)
	Swing Speed	rpm	8.4
	Boom Swing Angle, (L / R)	degrees	45° / 90°
Ground Contact Pressure	Average ground pressure, standard crawler	kPa (PSI)	28.8 (4.18)
Hydraulic System	Pump Capacity	L/min (GPM)	9.8 (2.59) × 2 (Gear pump)
	Main Relief Set Pressure	MPa (PSI)	18.1 (2625) × 2
Undercarriage	Track Type	-	Rubber
Blade Dimensions	Width x Height	mm (ft-in)	680 / 840 × 180 (2'3" / 2'9" × 7")
Fuel tank capacity	L (Gals)		9.7 (2.6)

Hydraulic P. T. O.

Model		SV08-1A	
Specification	Output	MPa (PSI)	L / min (GPM)
			2400RPM
Combined Flow, Double Actions		18.1 (2625)	19.6 (5.2)

All data subject to change without notice.