




A LINEAGE OF MARKET LEADERS.

Built from a lineage of market leaders for more than 70 years, the G65 dates back to 1949 and the Allis Chalmers "D". Weiler has owned, engineered and enhanced the G65 since 2000 as the industry leading compact motor grader.




BIG GRADER FEATURES.

The 53" (1346 mm) circle with "A" frame drawbar and standard features not available on competitive models give the G65 the benefit of big grader performance in a compact package.



POWER TO PERFORM.

The Cat® C3.6 Tier 4F/Stage V engine with 120 hp (89 kW), powershift transmission with 6 forward and 2 reverse speeds and high capacity torque converter provide power and performance to maximize productivity.




COMFORT AND CONTROL.

Canopy or optional cab with air suspension seat, air conditioning and AM/FM bluetooth radio. The adjustable control console features easy to operate hydraulic controls for articulation, circle side shift, circle turn, moldboard lift/lower, moldboard side shift and wheel lean. Cat® style blade control option available.



VERSATILITY WITH OPTIONAL EQUIPMENT.

The optional moldboard extensions, bank slope, scarifier, dozer blade and ripper add versatility for varying applications. The optional all wheel drive transfers power to the ground to work more efficiently in mud, sand, gravel and snow.



UNMATCHED SERVICE AND SUPPORT.

A shim adjustable circle, electronic monitoring system for temps, pressures and levels and large access doors simplify service. Unmatched Cat® dealer service and support keep your machine up and running.

G65 SPECIFICATIONS

WEIGHT	17,000 lb 7711 kg	ENGINE	Cat® C3.6 Tier 4F/Stage V	MOLDBOARD LENGTH	10'/12' 3/3.7 m
FRONT WEIGHT	5,510 lb 2499 kg	GROSS POWER	120 hp 89 kW	MOLDBOARD HEIGHT	21" 533 mm
REAR WEIGHT	11,490 lb 5212 kg	MAX SPEED	24 mph 39 km/hr	CIRCLE DIAMETER	53" 1346 mm
LENGTH	21' 11" 6.68 m	FUEL CAPACITY	32 gal 121 L	BLADE SIDE SHIFT	17" (L) 432 mm (L) 20" (R) 508 mm (R)
WIDTH	7' 8" 2.34 m	TURNING RADIUS (MIN)	8' 2.4 m	BLADE RANGE	53° to 107.5° +15" to -21" +381 mm to -533 mm
HEIGHT W/ BEACON	10' 4" 3.1 m	ARTICULATION RANGE	25° right and left		

POWERTRAIN

- Cat® C3.6 Tier 4F/Stage V Engine with 120 hp (89 kW)
- Powershift transmission with 6 forward and 2 rear speeds
- High capacity torque converter
- Power brakes, 4 wheel, wet disc and self adjusting
- Max speed of 24 mph (39 km/hr)
- 18' (5.5 m) normal steering turning radius
- 8' (2.4m) turning radius w/ articulated and wheels leaned
- Articulation range of 25°, right and left
- Front axle oscillation of 18° with 20.3" (516 mm) ground clearance

MOLDBOARD

- 10' (3m) standard, 12' (3.7 m) optional moldboard length
- 21" (533 mm) moldboard height
- Rollaway blade with involute curve
- Replaceable cutting edges
- Blade side shift of 17" (432 mm) left and 20" (508 mm) right
- Straight frame shoulder reach 42" (1067 mm) R, 39.1" (933 mm) L
- Articulated frame shoulder reach 62.8" (1595 mm) R, 59.4" (1509 mm) L
- Blade pitch angle from 53° to 107.5°, +15" (381 mm) to -21" (533 mm)

CIRCLE

- 53" (1346 mm) diameter gear driven circle
- Supported by "A" frame
- 4 guides with wear plates
- Shim adjustable
- 360° rotation
- Hydraulic side shift of 16" (406 mm), 8" (203 mm) L/R of center

FRAME

- Loader style articulated frame
- Dual cylinder hydraulic articulation with upper and lower joints
- Floating steel upper bearing and fixed flange steel lower bearing
- 25° angle in either direction
- Internally routed hosing

SALES AND SERVICE

Sold and serviced through Caterpillar dealers worldwide.

WEILERPRODUCTS.COM

OPERATING ENVIRONMENT

- Standard canopy or cab option with air conditioning
- Air suspension seat
- AM/FM Bluetooth radio
- Adjustable control console
- Hydraulic controls for articulation, circle shift/turn, moldboard and lean
- 2 front lights and 2 LED work lights

SERVICE/MAINTENANCE

- Large engine access doors for simplified servicing
- Color display with machine conditions and diagnostics
- Five point tie-down system
- 12 volt battery
- 120 amp alternator

OPTIONAL EQUIPMENT

- Cat® style blade controls
- LED strobe light
- Premium work lights (4 additional LED lights)
- 2' (.6 m) RH moldboard extension
- 2' (.6 m) LH moldboard extension
- Bank slope
- All wheel drive
- 12' (3.7 m) moldboard substitution
- 320 lb (145 kg) front weight
- 640 lb (290 kg) front weight
- Scarifier w/ mount
- Blade w/ mount
- Ripper
- Ripper prep
- Rear aux lines

WARRANTY

12 months standard. Extended warranty available.

